

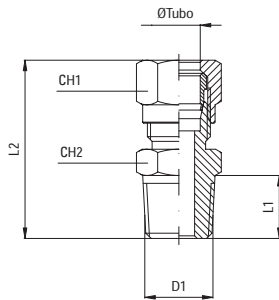
MO 11

Diritto Maschio Conico

Male Stud taper

Union Simple mâle conique

Gerade Einschraubverschraubung kegelig



Tipo	Øe Tubo	D1	L1	L2	CH1	CH2	g Δ
11 04 18	4	R1/8	8	27	10	10	13
11 05 18	5	R1/8	8	28	12	11	16
11 06 18	6	R1/8	8	28	12	12	16
11 06 14	6	R1/4	11	32,5	12	14	26
11 08 18	8	R1/8	8	29,5	14	12	18
11 08 14	8	R1/4	11	33	14	14	24
11 08 38	8	R3/8	11,5	33	14	17	40
11 10 14	10	R1/4	11	37,5	19	17	44
11 10 38	10	R3/8	11,5	38	19	17	49
11 12 38	12	R3/8	11,5	39	22	19	61
11 12 12	12	R1/2	14	41	22	22	78
11 15 12	15	R1/2	14	42,5	27	22	104

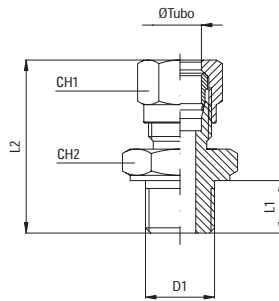
MO 12

Diritto Maschio Cilindrico

Male Stud parallel

Union Simple mâle cylindrique

Gerade Einschraubverschraubung zylindrisch



Tipo	Øe Tubo	D1	L1	L2	CH1	CH2	g Δ
12 04 M5	4	M5x0,8	5	26	10	9	9
12 04 18	4	G1/8	6	25	10	14	17
12 05 18	5	G1/8	8	29	12	14	19
12 06 18	6	G1/8	6	26	12	14	18
12 06 14	6	G1/4	8	29,5	12	17	32
12 08 18	8	G1/8	6	27,5	14	14	21
12 08 14	8	G1/4	8	30	14	17	33
12 10 14	10	G1/4	8	34,5	19	17	43
12 10 38	10	G3/8	9	36	19	19	63
12 12 38	12	G3/8	10	39	22	22	68
12 12 12	12	G1/2	12	42	22	27	97
12 15 12	15	G1/2	12	43	27	27	116

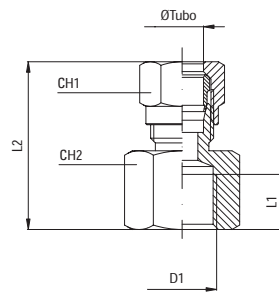
MO 13

Diritto Femmina

Female Stud

Union Simple femelle

Gerade Aufsraubverschraubung



Tipo	Øe Tubo	D1	L1	L2	CH1	CH2	g Δ
13 04 18	4	G1/8	8	24,5	10	14	18
13 05 18	5	G1/8	10	29	12	14	22
13 06 18	6	G1/8	8	26	12	14	21
13 06 14	6	G1/4	11	30,5	12	17	35
13 08 18	8	G1/8	8	26,5	14	14	24
13 08 14	8	G1/4	11	31	14	17	38
13 10 14	10	G1/4	11	35,5	19	17	56
13 10 38	10	G3/8	11,5	36,5	19	20	66

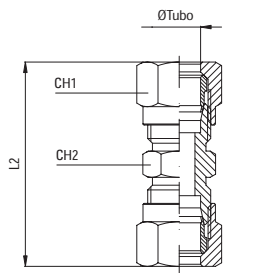
MO 14

Diritto Intermedio

Straight Stud

Union double

Gerade Verschraubung



Tipo	Øe Tubo	L	CH1	CH2	g Δ
14 04 00	4	33,5	10	10	15
14 05 00	5	36	12	11	22
14 06 00	6	36,5	12	12	21
14 08 00	8	38,5	14	14	28
14 10 00	10	47,5	19	17	70
14 12 00	12	50,5	22	19	89
14 15 00	15	55,5	27	24	148