

UNM63

UNIVERSAL Power clamps with hand lever conforming to **NAAMS** Standard



U	N	M	6	3	N	N	E	N	H
1	2	3	4	5	6	7			



1 Series	2 Version	3 Size
-----------------	------------------	---------------

UN = UNIVERSAL Power clamps conforming to **NAAMS** Standard fully adjustable opening angle: 0° to 135° Max

P = Pneumatic with hand lever

63 = Ø 63 mm

4 Arm position	5 Square shaft	6 Sensor
-----------------------	-----------------------	-----------------

N = No arm

R = Right side only

N = No sensor (with protection plate)

L = Left side only

E = Electronic sensor with M12 swivel connector

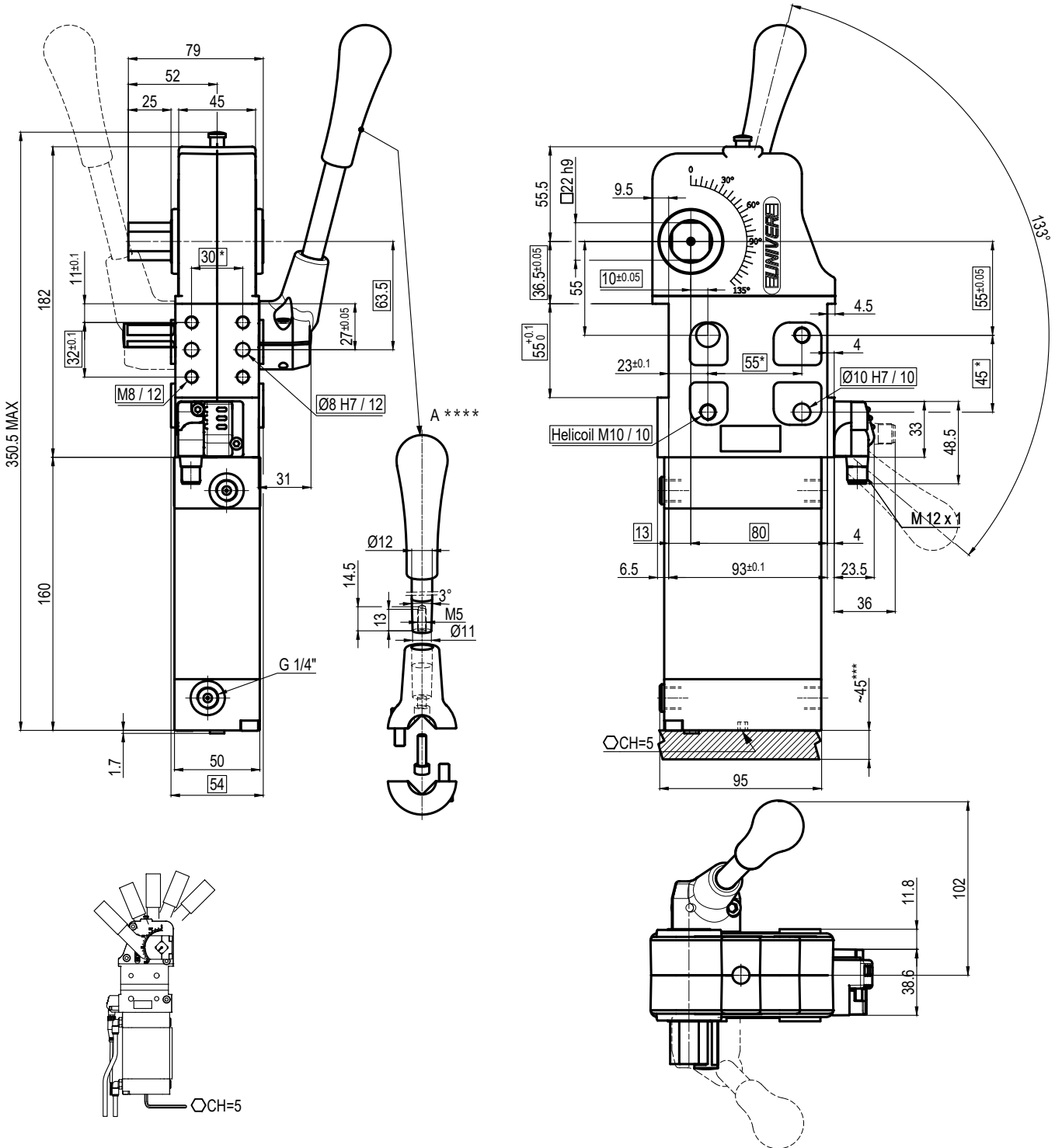
N = Both sides

7 Port thread

G = Gas

NH = NPT

UNIVERSAL Pneumatic clamp with manual lever



Bore Ø	Holding moment	Clamping moment	Weight (Clamping arm not included)
63 mm	1750 Nm	420 Nm	4.2 Kg

Min./Max. operating pressure: **0,4 / 0,6 MPa**

Operating temperature: **5° ÷ 45° C**

Opening angle: **adjustable**

Without arm

With manual lever

Electronic sensor with M12 swivel connector that can be orientated at 0° or 90°

Supply voltage: 10+30 Vdc

IP code: **IP 65**

Pneumatic ports on both sides

* : TOLERANCE BETWEEN DOWELS ± 0.02, BETWEEN SCREW HOLES ± 0.1

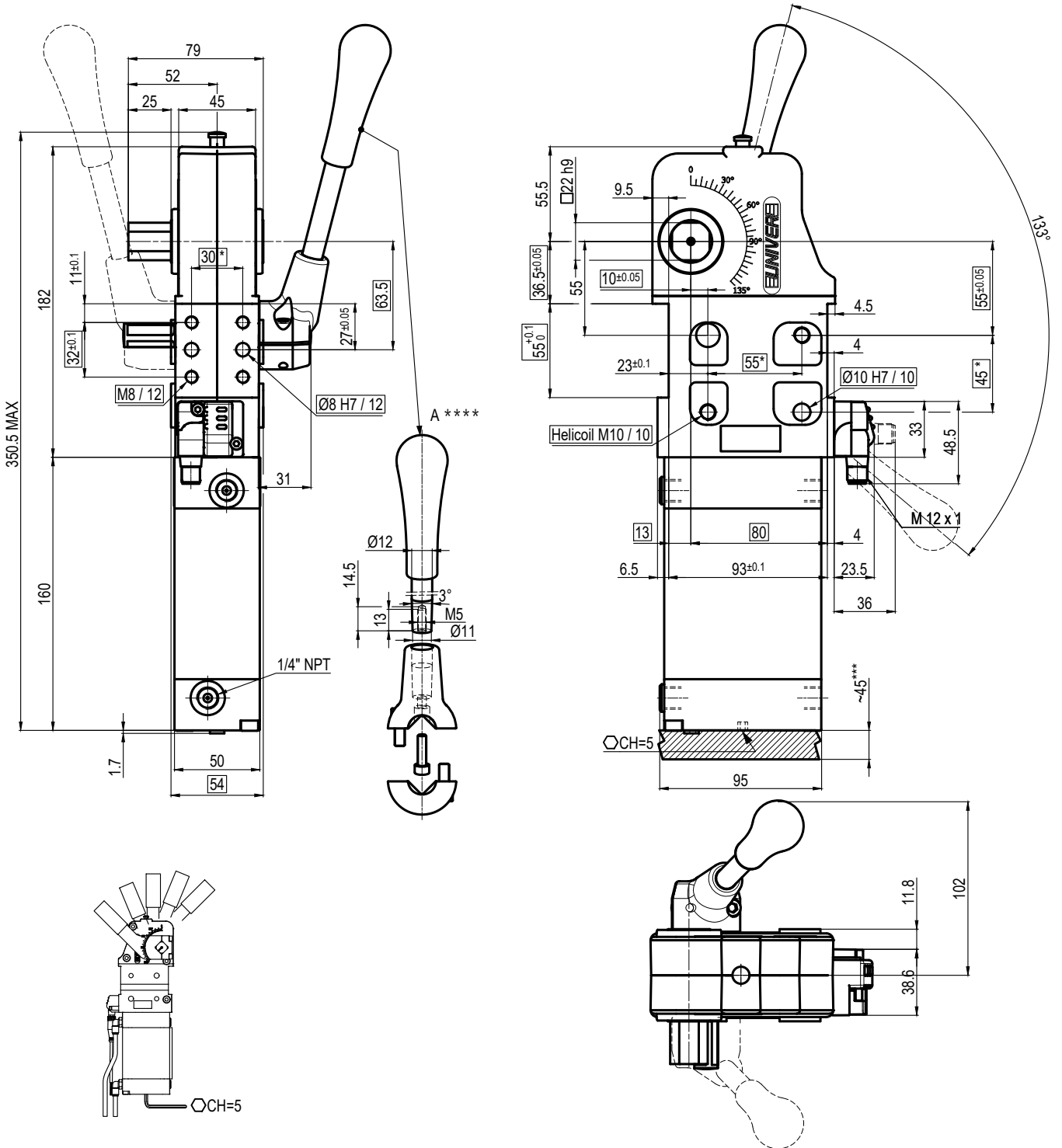
** : THE MEASURES REFER TO **NAAMS** STANDARD

*** : AREA TO ACCESS ANGLE ADJUSTMENT

**** : DIMENSIONS TO BE RESPECTED IN CASE OTHER MANUAL LEVERS ARE USED

Subject to technical modifications without notice

UNIVERSAL Pneumatic clamp with manual lever



Bore Ø	Holding moment	Clamping moment	Weight (Clamping arm not included)
63 mm	1750 Nm	420 Nm	4.2 Kg

Min./Max. operating pressure: **0,4 / 0,6 MPa**

Operating temperature: **5° ÷ 45° C**

Opening angle: **adjustable**

Without arm

With manual lever

Electronic sensor with M12 swivel connector that can be orientated at 0° or 90°

Supply voltage: 10+30 Vdc

IP code: **IP 65**

Pneumatic ports on both sides

* : TOLERANCE BETWEEN DOWELS ± 0.02, BETWEEN SCREW HOLES ± 0.1

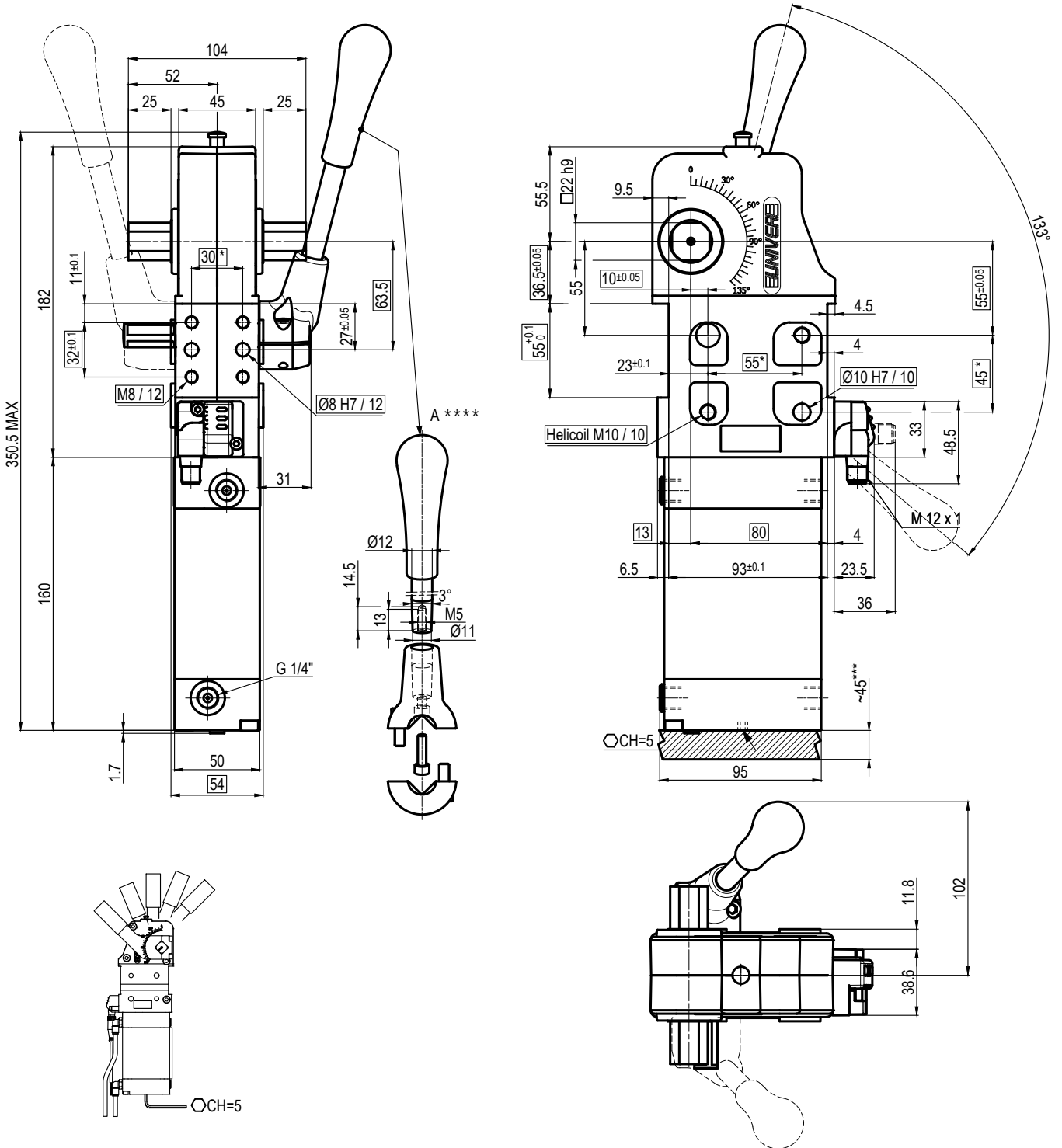
** : THE MEASURES REFER TO **NAAMS** STANDARD

*** : AREA TO ACCESS ANGLE ADJUSTMENT

**** : DIMENSIONS TO BE RESPECTED IN CASE OTHER MANUAL LEVERS ARE USED

Subject to technical modifications without notice

UNIVERSAL Pneumatic clamp with manual lever



Bore Ø	Holding moment	Clamping moment	Weight (Clamping arm not included)
63 mm	1750 Nm	420 Nm	4.2 Kg

Min./Max. operating pressure: **0,4 / 0,6 MPa**

Operating temperature: **5° ÷ 45° C**

Opening angle: **adjustable**

Without arm

With manual lever

Electronic sensor with M12 swivel connector that can be orientated at 0° or 90°

Supply voltage: 10+30 Vdc

IP code: **IP 65**

Pneumatic ports on both sides

* : TOLERANCE BETWEEN DOWELS ± 0.02, BETWEEN SCREW HOLES ± 0.1

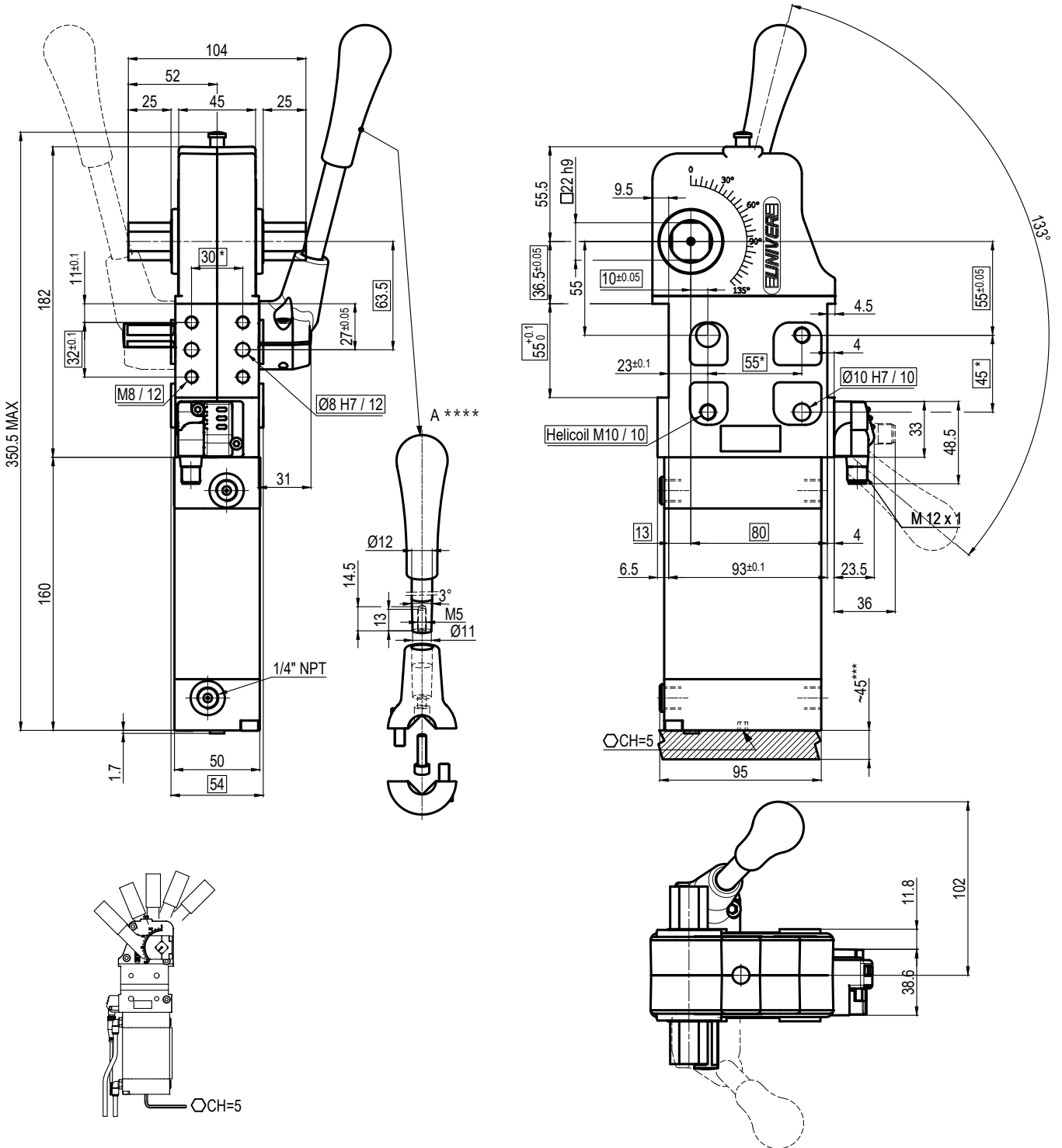
** : THE MEASURES REFER TO **NAAMS** STANDARD

*** : AREA TO ACCESS ANGLE ADJUSTMENT

**** : DIMENSIONS TO BE RESPECTED IN CASE OTHER MANUAL LEVERS ARE USED

Subject to technical modifications without notice

UNIVERSAL Pneumatic clamp with manual lever



Bore Ø	Holding moment	Clamping moment	Weight (Clamping arm not included)
63 mm	1750 Nm	420 Nm	4.2 Kg

Min./Max. operating pressure: **0,4 / 0,6 MPa**

Operating temperature: **5° ÷ 45° C**

Opening angle: **adjustable**

Without arm

With manual lever

Electronic sensor with M12 swivel connector that can be orientated at 0° or 90°

Supply voltage: 10+30 Vdc

IP code: **IP 65**

Pneumatic ports on both sides

* : TOLERANCE BETWEEN DOWELS ± 0.02, BETWEEN SCREW HOLES ± 0.1

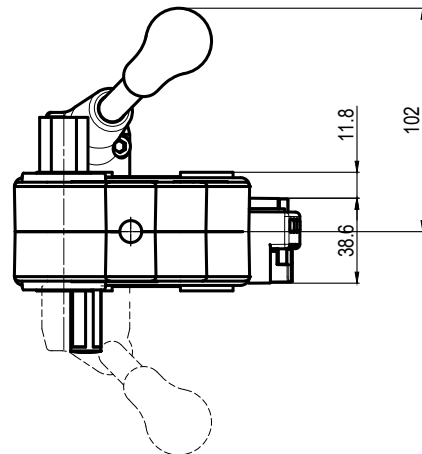
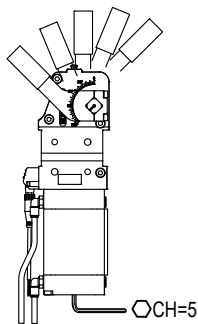
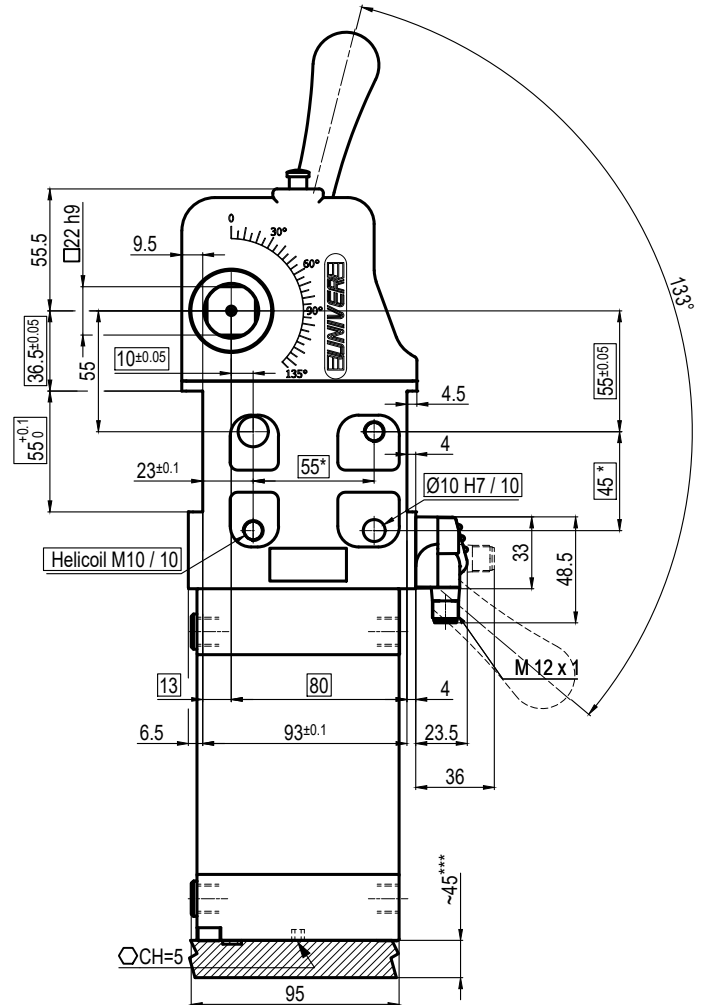
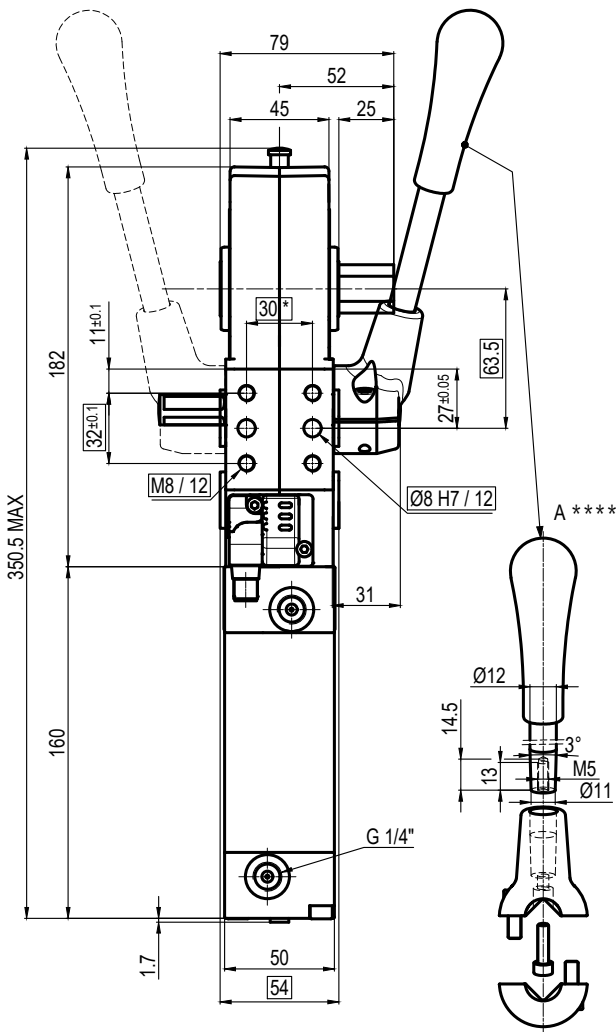
** : THE MEASURES REFER TO **NAAMS** STANDARD

*** : AREA TO ACCESS ANGLE ADJUSTMENT

**** : DIMENSIONS TO BE RESPECTED IN CASE OTHER MANUAL LEVERS ARE USED

Subject to technical modifications without notice

UNIVERSAL Pneumatic clamp with manual lever



Bore Ø	Holding moment	Clamping moment	Weight (Clamping arm not included)
63 mm	1750 Nm	420 Nm	4.2 Kg

Min./Max. operating pressure: **0,4 / 0,6 MPa**

Operating temperature: **5° ÷ 45° C**

Opening angle: **adjustable**

Without arm

With manual lever

Electronic sensor with M12 swivel connector that can be orientated at 0° or 90°

Supply voltage: 10+30 Vdc

IP code: **IP 65**

Pneumatic ports on both sides

* : TOLERANCE BETWEEN DOWELS ± 0.02, BETWEEN SCREW HOLES ± 0.1

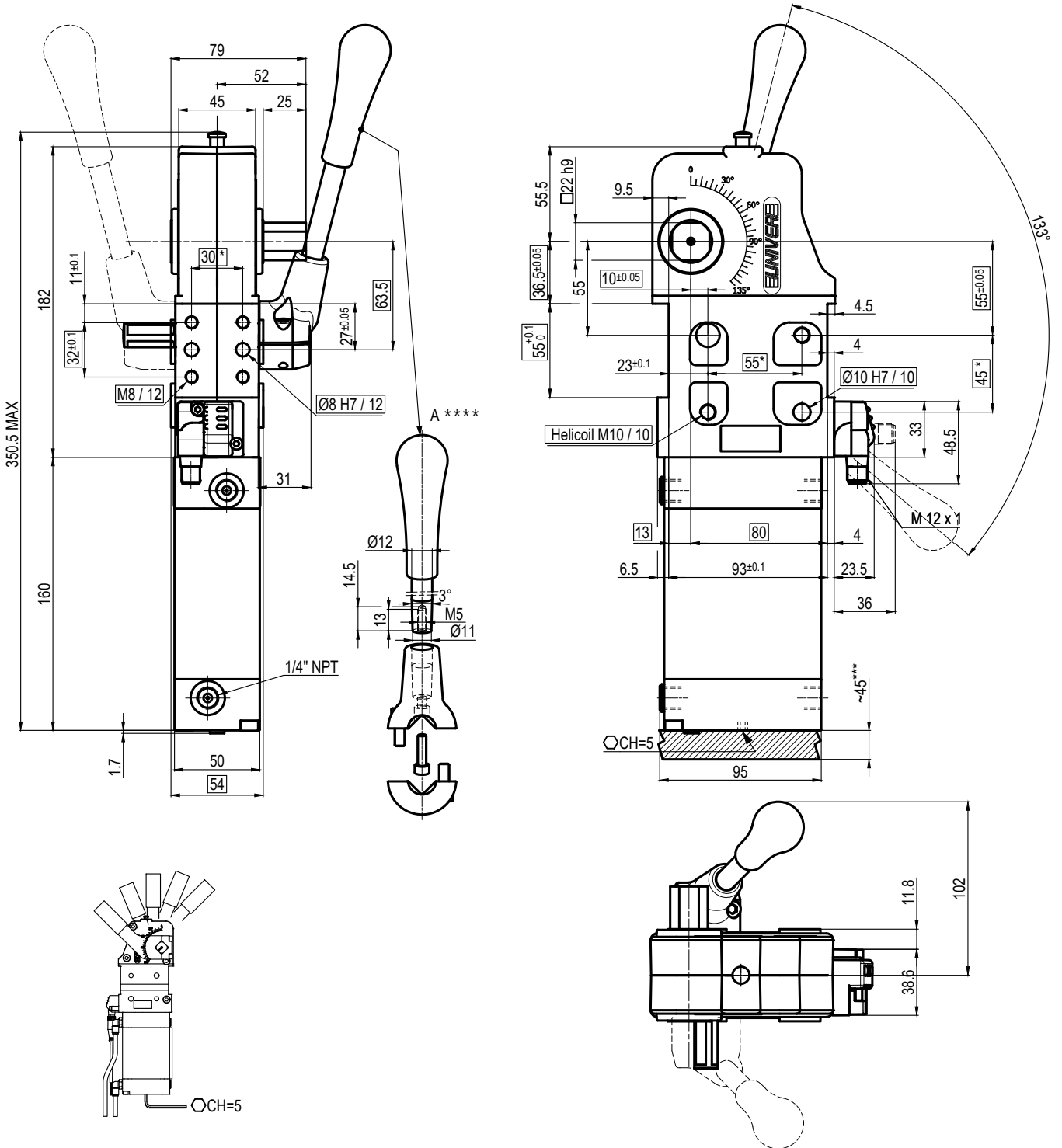
** : THE MEASURES REFER TO **NAAMS** STANDARD

*** : AREA TO ACCESS ANGLE ADJUSTMENT

**** : DIMENSIONS TO BE RESPECTED IN CASE OTHER MANUAL LEVERS ARE USED

Subject to technical modifications without notice

UNIVERSAL Pneumatic clamp with manual lever



Bore Ø	Holding moment	Clamping moment	Weight (Clamping arm not included)
63 mm	1750 Nm	420 Nm	4.2 Kg

Min./Max. operating pressure: **0,4 / 0,6 MPa**

Operating temperature: **5° ÷ 45° C**

Opening angle: **adjustable**

Without arm

With manual lever

Electronic sensor with M12 swivel connector that can be orientated at 0° or 90°

Supply voltage: 10+30 Vdc

IP code: **IP 65**

Pneumatic ports on both sides

* : TOLERANCE BETWEEN DOWELS ± 0.02, BETWEEN SCREW HOLES ± 0.1

** : THE MEASURES REFER TO **NAAMS** STANDARD

*** : AREA TO ACCESS ANGLE ADJUSTMENT

**** : DIMENSIONS TO BE RESPECTED IN CASE OTHER MANUAL LEVERS ARE USED

Subject to technical modifications without notice