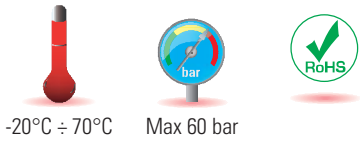
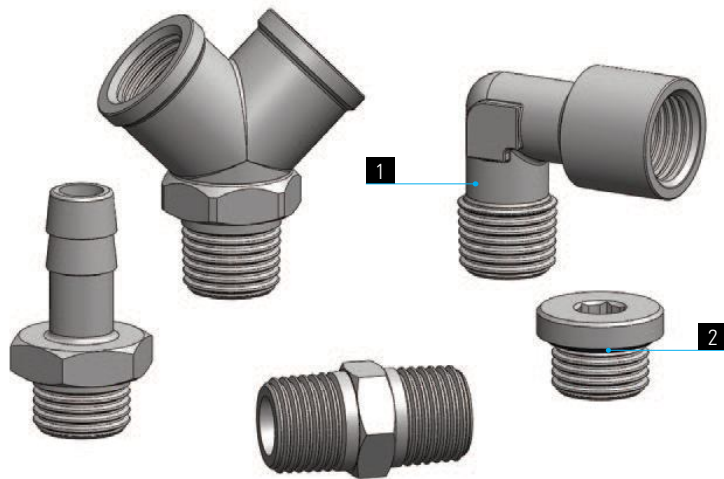


1	2
Corpo del raccordo Fitting Body Corps du raccord Verschraubungskörper	Guarnizioni Seals Joint d'étanchéité Dichtung
Ottone UNI EN 12164 CW614N - UNI EN 12165 CW617N Nichelato Brass UNI EN 12164 CW614N - UNI EN 12165 CW617N Nickel Plated Laiton UNI EN 12164 CW614N - UNI EN 12165 CW617N Nickelé Messing UNI EN 12164 CW614N - UNI EN 12165 CW617N vernickelt	NBR NBR NBR NBR



-20°C ÷ 70°C

Max 60 bar



	M5x0,8	G1/8	G1/4	G3/8	G1/2	G3/4	G1"	R1/8	R1/4	R3/8	R1/2	R3/4	R1"
	●	●	●	●	●	●	●	●	●	●	●	●	●

Campi di applicazione:
 Impianti pneumatici, idraulici ed oleodinamici.

Application fields:
 Pneumatic, hydraulic and oleodynamic circuits.

Domaines d'application:
 Circuits pneumatiques, hydrauliques et oléodynamiques.

Anwendungsbereiche:
 Hydraulische, öldynamische und pneumatische Anlagen.

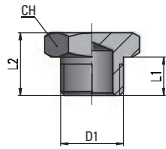
RA 19

Tappo cilindrico

Parallel Plug

Bouchon cylindrique

Verschlussstopfen, zylindrisch



Tipo	D1	L1	L2	CH	g Δ
19 00 M5	M5x0,8	5	8,5	8	2
19 00 18	G1/8	6	10	14	7,5
19 00 14	G1/4	8	13	17	13,5
19 00 38	G3/8	9	13,5	19	18
19 00 12	G1/2	10	15,5	24	31

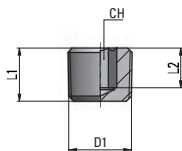
RA 43

Tappo Conico

Taper Plug

Bouchon cônica

Verschlussstopfen, kegelig



Tipo	D1	L1	L2	CH	g Δ
43 00 18	R1/8	7,5	6	5	3
43 00 14	R1/4	11	8	6	8
43 00 38	R3/8	11,5	8	10	14
43 00 12	R1/2	14	9,5	10	27
43 00 34	R3/4	15,5	10	14	52
43 00 1"	R1"	17,5	11,5	17	80

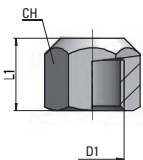
RA 20

Tappo Femmina

Female plug

Bouchon femelle

Verschlusskappe, Aufschraub



Tipo	D1	L1	CH	g Δ
20 00 18	G1/8	10	14	9,6
20 00 14	G1/4	13,5	17	16,7
20 00 38	G3/8	14	20	21,3
20 00 12	G1/2	16,5	24	31,3
20 00 34	G3/4	18,5	30	52
20 00 1"	G1"	20	38	98

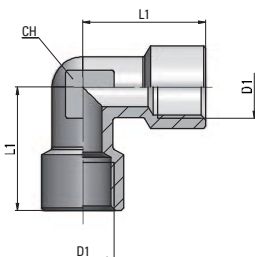
RA 21

Gomito F-F

Female Elbow

Equerre Femelle

Aufschraub-Winkel



Tipo	D1	L1	CH	g Δ
21 18 18	G1/8	21	10	22
21 14 14	G1/4	25,5	13	38
21 38 38	G3/8	28	17	58
21 12 12	G1/2	33,5	21	97